



# Place-Based Education Implementation Survey

## Place Network

### Fall 2023 Snapshot: Teacher Survey



**11**  
Schools surveyed

**65**  
Teachers responded

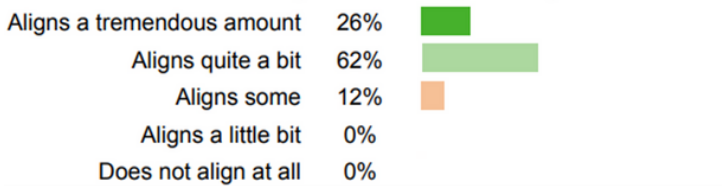
**+90%**  
Teachers report high student engagement

## 1

### TEACHERS FIND VALUE AT NETWORK SCHOOLS

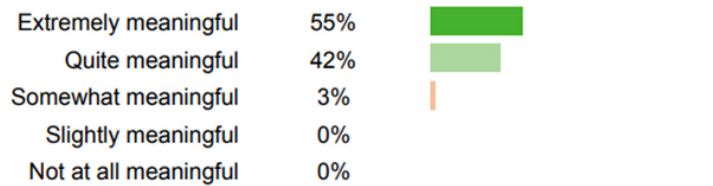
The Place Network learning model connects learners and teachers with their school communities. Teachers at Network Schools who took our survey indicate that they find high levels of value and meaning in their work.

Q.1: How much does your work align with your values?



Favorable: 88%

Q.2: How meaningful is the work that you do?

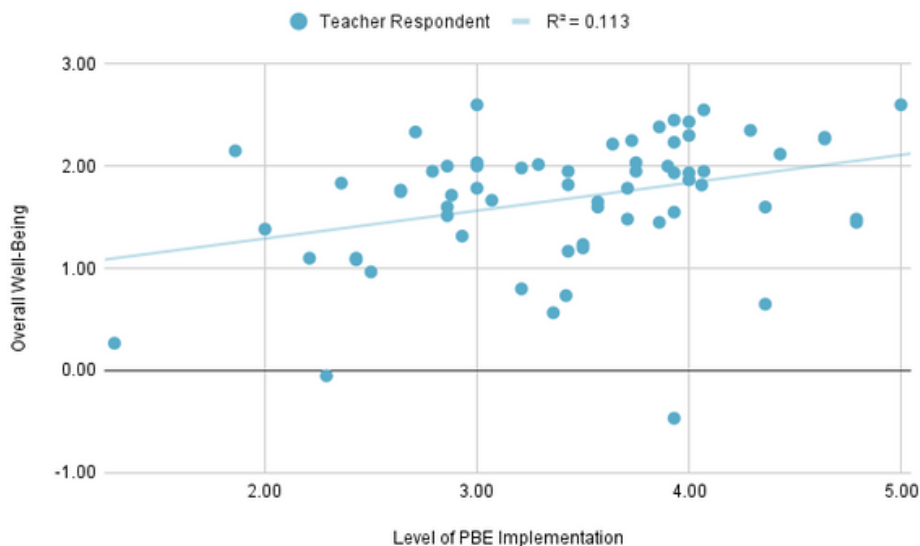


Favorable: 97%

## 2

### PLACE-BASED EDUCATION AND TEACHER WELL-BEING

Averaged PBE Implementation & Well-Being Scores



Sustained well-being in the teaching profession is important, likely now more than ever. We're interested to see how the practice of PBE may support key aspects of a teacher's well-being.

Our most recent survey suggests that teachers who are using more place-based education generally report higher overall well-being across dimensions such as self-efficacy, affect, and the quality of teacher-student interactions. Our team is committed to investigating this relationship with further evaluation.

Interested to learn more? Head to our [Research and Evaluation Page](#) at Teton Science Schools:

Published January, 2024

