

start here

DT POWERPOINT DIRECTIONS



Dear Scholars,


Please do not begin this PowerPoint until you have completed your planning template **and** your Goal Coach has signed off that this represents your best quality work. You will use this PowerPoint to present to your loved ones at your very first Dream Team meeting of the year so make sure you are showing off your best work. On the “notes” page of each slide are some tips and reminders for what content should live in each section. Use the checklist below to review your work and make sure it is Top Quality.



Top Quality Checklist



- Correct spelling and grammar on every slide.
- Every slide is clean and neat with easy to read font and 1-2 visuals per page.
- Every slide has only key points for text- no lengthy paragraphs or full scripting. Please use your planning template to script out more detailed notes.
- The order of the slides aligns to the correct order of the Dream Team meeting agenda.
- The content of each slide supports the purpose of that section (e.x. you have a picture of your latest progress report on the slide in the paceline reflections section)




(ADD YOUR NAME HERE)'s

DREAM TEAM MEETING

October 2017



WELCOME



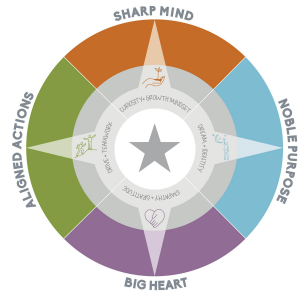


WELCOME

A decorative banner consisting of a horizontal string of seven wooden clothespins. Each clothespin is attached to a small, rectangular, colored card. The cards are arranged in a row and hold up the word "WELCOME" in a simple, black, sans-serif font. The colors of the cards are yellow, light blue, dark blue, red, light blue, pink, and yellow from left to right.

COMPASS PHASE WORK





CELEBRATIONS





REFLECTING ON PACELINE





GOAL SETTING



GOAL SETTING



Together let's set...


- ❑ One academic Goal
- ❑ One enrichment or passion Goal

Planning Towards a Goal:

- What will it take to reach that Goal?
- What might be challenging to make this Goal happen?

CLOSING





OPTIONAL SLIDE (SEE NOTE BELOW)

