

FACILITATOR DIRECTIONS

- I am trying a slightly new format to share sessions with you all by using just the PPT and adding notes here. **Please read the speaker notes on each slide** for additional context or key points. E-mail me feedback on how this approach works for you!
- Places you might cut for time: I've intentionally added more content to this deck than you need to ensure we've covered all our bases.
 - *Opening*: If you've already overviewed why Dream Teams matter (at ATT) and believe your team is invested in the importance of this part of our school model you can eliminate or cut down significantly here.
 - *Vision of Excellence*: Delete the Dream Team professional video if your team has already watched.
 - *Preparation*: This information is more knowledge building and some of it could be moved to another forum in order to hold sacred the most important part of this session- practice!
 - Break up this content into two different sessions.
 - Eliminate Q&A time and add a parking lot.
- **A note about operational excellence**: This session focuses heavily on the content components of effective Dream Teams, but the operational components are of equal importance and your team needs to have a strong plan to ensure at every stage (e.g. scheduling logistics, flow of the night, follow up actions) they are crystal clear on your school's approach. Please partner closely with your DSO to either add this training here or ensure that content has its own training slot on your calendar.

CORE SESSION MATERIALS:

- [Dream Team FOI](#) /// Sample Scholar Progress report for practice// [Scholar Planning Template](#) /// (optional) Scholar PPT



Achievement **First**

GREENFIELD

Excellence in Dream Teams

Session Overview

Objectives	Agenda
<p>Staff WBAT...</p> <ul style="list-style-type: none">❑ explain the potential impact of Dream Teams on their Scholars and Families❑ describe the vision of excellence for their first set of Dream Team meetings❑ explain their core responsibilities to launch vision aligned Dream Teams❑ practice core segments of the Dream Team Meeting Agenda	<ul style="list-style-type: none">❑ Opening (12 minutes)<ul style="list-style-type: none">❑ <i>re-grounding in the importance of Dream Teams</i>❑ Vision of Excellence (60 minutes)<ul style="list-style-type: none">❑ <i>FOI</i>❑ <i>Wins for the first meeting</i>❑ <i>Practice</i>❑ Preparation (10 minutes)<ul style="list-style-type: none">❑ <i>GC R&R</i>❑ <i>Scholar Preparation</i>❑ <i>Operational excellence (if not addressed in another session)</i>❑ Closing (5 minutes)



OPENING



Why Dream Teams?




- Reflect on one person who was a part of your “village” as a child. Why did this person matter so much at that life stage?
- OR
- If you are a parent, think about one person who is a critical part of your village in raising your child(ren). Why does this person matter so much?

DREAM TEAM IMPACT

Paceline







Student SEL Outcomes



Family Engagement



Student Investment



BUILDING YOUR PERSONAL WHY


Impact of Student Led Conferences

1. All participating schools reported improved state standardized test scores after implementing SLCs.
2. All four schools reported a decline in disciplinary problems.
3. Teachers reported that they planned lessons and unit more purposefully.
4. Parent participation in SLCs increased to a 92% minimum in all four schools.
5. Over 94% of students reported that they revised and edited their work; 58% of the students reporting that they always did this and 36% indicating that they do this as a result of participating in SLCs.
6. Over 90% of students reported that they set goals for their work; 49% reporting that they always did this and 43% have done this as a result of the SLCs.
7. The schools reported a positive school environment and diffused parent-teacher conflicts.

Why do Dream Teams matter to you personally given your vision and hopes for the children and families you serve?

VISION OF EXCELLENCE






DREAM TEAMS IN ACTION



As you watch consider:

- What happens at Dream Teams?
- How is this different than other family conferences you've experienced in the past?

Vision of Excellence



Dream Teams are both a unique student-led conference and a community of supporters rallying around a child all year long.

Read and annotate the Dream Team FOI to consider...

- **What role will you play in facilitating this event?**
- **What role will your scholars play?**
- **What role will Dream Team members play?**



Vision of Excellence

Wins for the first Dream Team

1. **Strong Attendance** (scholars, at least 1 parent/guardian, and at least 1 other influencer)
2. **Scholars & Families are invested in Dream Teams** because they had a positive, engaging experience
3. **Every scholar has a strong goal that will motivate them and their Dream Team in the months ahead**



Vision of Excellence

Facilitator Model

As you observe this model consider, what did you see the “Goal Coach” doing that sets the Dream Team up to co-create strong Scholar Goals?

Vision of Excellence

Goal Setting CFS during execution:

- Use clear and to the point language (e.g. limits school specific jargon to ensure experience feels welcoming)
- Prioritizes economy of language to make key points sticky
- Is fully present in the moment (e.g. eye contact, body language turn toward speaker, nodding) so that all contributors feel valued and heard
- Communicates clear and concise context to set up the Dream Team to successfully support goal setting
- Leverages questioning to gather family and/or student ideas and contributions and then meaningfully incorporates those ideas into goal setting

Vision of Excellence

Practice: Goal Setting Portion of the FOI

- **Planning (5 minutes)** Review this section of the FOI and plan out how you would support this segment of the meeting in your own words.
- **Partner Practice (14 minutes)**
 - 7 minutes per partner
 - Offer feedback using the CFS and FOI

Preparation



Scholar Prep: Are you #DREAMTEAMREADY?

Scholar Responsibilities	Support
<ul style="list-style-type: none">❑ I've personally reminded my Dream Team members about this event and let them know how much their attendance means to me.❑ I've selected one piece of work I'm proud of since the start of the school year.❑ I've reviewed my most recent progress report and know how I am doing in each subject area.❑ I know the flow of this meeting and have completed the agenda sheet below. My Goal Coach has signed off that this represents my best work and if not, let me know what I need to re-do.❑ I've practiced the parts of the meeting I'm in charge of leading and am ready to present.	<ul style="list-style-type: none">● Planning Template● Readiness checklist (embedded in planning template)● Rehearsal Protocol● Feedback & encouragement from their Goal Coach!

Goal Coach R&R

BEFORE	DURING	AFTER
<ul style="list-style-type: none">❑ Getting scholars excited to actively (and successfully!) recruit loved one for their Dream Team❑ Updating the DT contact info & schedule tool for their Goal Team so there is a centralized way to know for every single child who is participating in their Dream Team and when that meeting is happening❑ Scheduling Dream Teams❑ Supporting scholars to ensure they are prepared for Dream Teams (during Goal teams, with additional follow ups with scholars as needed)	<ul style="list-style-type: none">❑ Co-facilitate Dream Teams with scholars in alignment with vision of excellence❑ Reflect on your practice and continue to strengths DT quality over the course of the window❑ Take a picture of your scholar's Dream Team for the Goal Team board!	<ul style="list-style-type: none">❑ Uploading goals to the centralized google form so your Ops team can print❑ Leading scholars to hang up their goals on the hallway Goal Team Board❑ Following up with Dream Team members to share thanks or follow up as needed

Preparation: Goal Team Schedule 2 Weeks out

Goal: Ensure scholar's materials for Dream Team are prepared so that they can focus on rehearsing next week.

Grade 3-6					
	Monday	Tuesday	Wednesday	Thursday	Friday <i>*shorter block 30 min</i>
Group A	<u>Compass Circle</u>	Goal Setting + Math SDL	<u>Introduce Dream Team Agenda</u> <u>Self Directed Planning Time:</u> Scholars prep their agenda/IPP template and any supporting materials (e.g. PPT, artifact) for the Dream Team meeting.	<u>Self Directed Planning Time:</u> Scholars prep their agenda/IPP template and any supporting materials (e.g. PPT, chart paper) for the Dream Team meeting <u>Compass SDL:</u> Specifically working on the piece of work they will share during Dream Teams.	<u>Math SDL</u> Check in with any scholars who many need to finish materials over the weekend do they are prepared to rehearse next week
Group B	Goal Setting + Math SDL	<u>Compass Circle</u>	<u>Compass SDL:</u> Specifically working on the piece of work they will share during Dream Teams. GC conference with scholars to ensure top quality work will go in front of families.	Specifically working on the piece of work they will share during Dream Teams. GC conference with scholars to ensure top quality work will go in front of families.	

Preparation: Goal Team Schedule 1 Week out

Goals:

- Ensure every scholar has practiced all parts of the DT they will be leading, at least with a partner.
- Support any scholars with incomplete materials to ensure they are Dream Team ready before their meeting.

Grade 3-6					
	Monday	Tuesday	Wednesday	Thursday	Friday <i>*shorter block 30 min</i>
Group A	<u>Compass Circle</u>	Goal Setting + Math SDL	Introduce Dream Team Rehearsal Protocol Dream Team Rehearsal	Dream Team Rehearsal Math SDL	Dream Team Rehearsal
Group B	Goal Setting + Math SDL	<u>Compass Circle</u>			

ARE YOU DREAM TEAM READY?

Questions?



Closing



Closing Reflection

- What impact do you think hosting each of these conversations can have on your daily goal teams?

